


AMERICAN UNDERGROUND 2014-2015 ANNUAL REPORT*



227

COMPANIES ARE HOUSED WITHIN AU'S 3 LOCATIONS




742



PEOPLE USE THE AU SPACE ON A DAILY BASIS

THE NUMBER OF COMPANIES LOCATED IN AU HAS GROWN BY **21%** SINCE LAST YEAR



FEATURED IN NATIONAL NEWS



2,316+ PEOPLE ARE EMPLOYED BY AU-AFFILIATED COMPANIES

431+ NEW JOBS CREATED BY AU-HEADQUARTERED COMPANIES

254 FULL-TIME POSITIONS
177 PART-TIME POSITIONS



29 TIMES

\$29,846,000

= TOTAL FUNDING RAISED BY AU-HEADQUARTERED COMPANIES



83% OF SURVEY RESPONDENTS WHO SOUGHT FUNDING RECEIVED IT



66% INCREASE IN NUMBER OF COMPANIES WHO RAISED FUNDING


(COMPARED TO THE 2013-2014 REPORT)

*STATISTICS REFLECT DATA COLLECTED OCTOBER 2014 THROUGH OCTOBER 2015



115,000 = TOTAL SQUARE FEET ACROSS 4 LOCATIONS
(FOURTH LOCATION OPENING FEBRUARY OF 2016)

7% OF AU COMPANIES WERE FEMALE-LED AT THE BEGINNING OF 2014



29.4% OF AU COMPANIES ARE FEMALE-LED IN 2015



22.4%

OF AU COMPANIES ARE MINORITY-LED

OF THE 49 COMPANIES THAT RAISED MONEY,

28.6%

WERE **FEMALE** OR

MINORITY LED.



CUPS OF LOCALLY ROASTED COFFEE BREWED IN THE AU

131% INCREASE FROM LAST YEAR!

50,688



9,159 SLICES OF PIZZA CONSUMED AT HELPFEST

2,281 POUNDS OF WASTE COMPOSTED



AU COMPANIES SPENT AT LEAST

\$1.32 MILLION



ON FOOD, BEVERAGES, + OTHER ITEMS WITHIN 2 MILES OF AU LOCATIONS



= NUMBER OF EVENTS AT AU



9,900 PEOPLE ATTENDED AN AU EVENT OR TOURED THE AU

WANT TO LEARN MORE?

VISIT AMERICANUNDERGROUND.COM @AMERUNDERGROUND

- THANK YOU TO OUR FOUNDING PARTNERS! -

