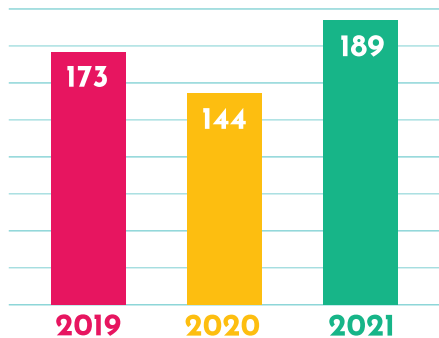


2020-2021* ANNUAL REPORT


845 

PEOPLE EMPLOYED BY
AU-HEADQUARTERED COMPANIES

189 COMPANIES LOCATED
AT 3 AU CAMPUSES




NUMBER OF COMPANIES BY YEAR



40

INDUSTRIES
REPRESENTED



37%

OF COMPANIES
ARE FEMALE-LED**

28%

OF COMPANIES
ARE LED BY A
PERSON OF COLOR**



52%

OF COMPANIES
ARE LED BY A
WOMAN AND/OR PERSON OF COLOR**



14%

OF RESPONDENTS
MOVED TO THE TRIANGLE
TO START/JOIN THEIR COMPANY
(FROM STATES LIKE CA, NY, AND TX!)

60%

OF RESPONDENTS SAID
THEIR COMPANY IS
GEOGRAPHICALLY
DISTRIBUTED



* DATA COLLECTED FROM
OCTOBER 2020 THROUGH SEPTEMBER 2021

** "LED BY" REFERS TO ANYONE IN THE C-SUITE / LEADERSHIP TEAM

AU-HEADQUARTERED COMPANIES RAISED



\$97.4 MILLION
IN TOTAL FUNDING

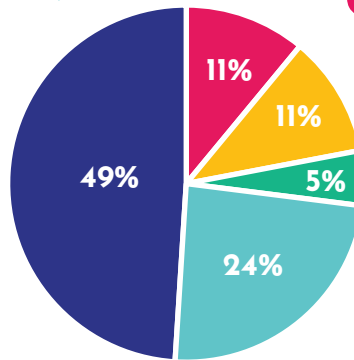
50% OF COMPANIES THAT RAISED MONEY WERE LED BY A
WOMAN AND/OR PERSON OF COLOR**

82% OF AU-HEADQUARTERED COMPANIES HAVE
EARNED REVENUE

49% OF AU-HEADQUARTERED COMPANIES ARE
CASH-FLOW POSTIVE



\$1.1 MILLION
SPENT BY MEMBERS
AT LOCAL BUSINESSES
WITHIN 2 MILES



CURRENT STAGES OF BUSINESS:

- IDEATION
- VALIDATION
- BUILD
- SELL
- SCALE

78% OF RESPONDENTS FOUND AT LEAST ONE
CUSTOMER, EMPLOYEE, AND/OR INVESTOR
THROUGH THE
AU NETWORK



3X INCREASE IN IDEATION
STAGE STARTUPS
VERSUS 2019-2020



402
JOBS CREATED BY
AU-HEADQUARTERED
COMPANIES